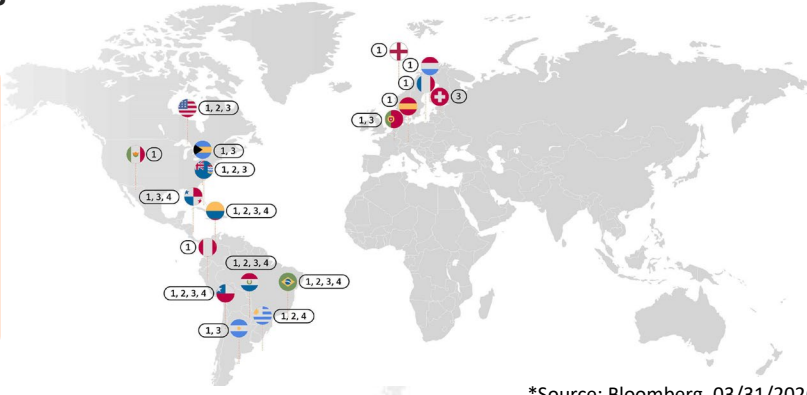


With 101 years of history, we are a full-service bank

18 countries

- Our business abroad focuses on the following activities:**
- 1 Corporate & Investment Banking
 - 2 Asset Management
 - 3 Private Banking
 - 4 Retail



Market Cap*
US\$91.5 billion

24.8% ROE

R\$3.2 trillion Total assets

618k Total shareholders

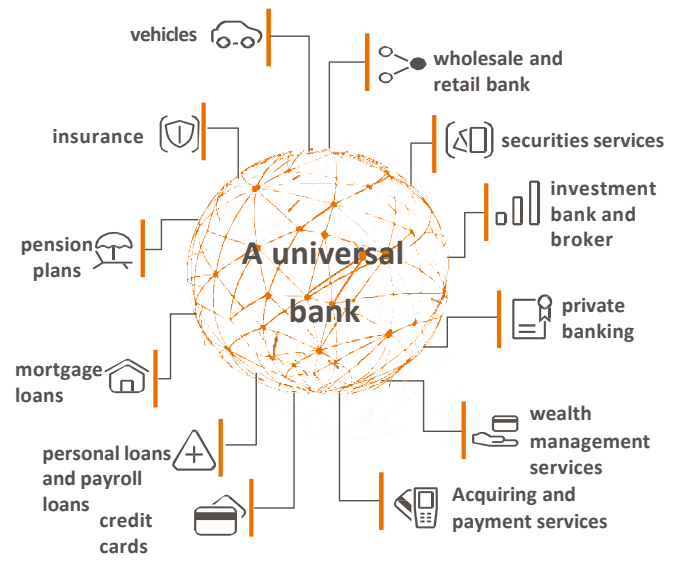
*Source: Bloomberg. 03/31/2026.

CAPTION
 Argentina | Bahamas | Brazil | Chile | Colombia | Spain | United States of America | France | Cayman Island | England | Luxembourg | Mexico | Panama | Paraguay | Peru | Portugal | Switzerland | Uruguay

Company Profile

- Full portfolio of **products and services** for **individuals and corporate** through **physical and digital** channels.
- Our actions and efforts are designed for our **client's satisfaction**, a key metric for the entire organization.
- We seek to transform ourselves whenever **needed** for **sustainable growth**.
- We are listed in B3 and in New York Stock Exchange (ADR level II). We are the only Latin America Bank that has been in **Dow Jones Sustainability Index** since it was created.

Full offering of products and services through physical and digital channels



Our ESG Strategy is supported by a solid foundation of governance and conduct, focusing on three pillars of action:

Diversity and development

Promote diversity and inclusion, fostering the social and financial development of people and companies in favor of a fairer and more prosperous country.

Sustainable finance

Promote ESG integration into business strategies, through studies, advocacy, development of sustainable products and services and clients' engagement, with a focus on opportunities for a sustainable economy

Climate transition

Improve the resilience of our operations and deliver products and services that support clients in the transition to a low-carbon economy, with a focus on climate adaptation and mitigation.



Governance and Conduct

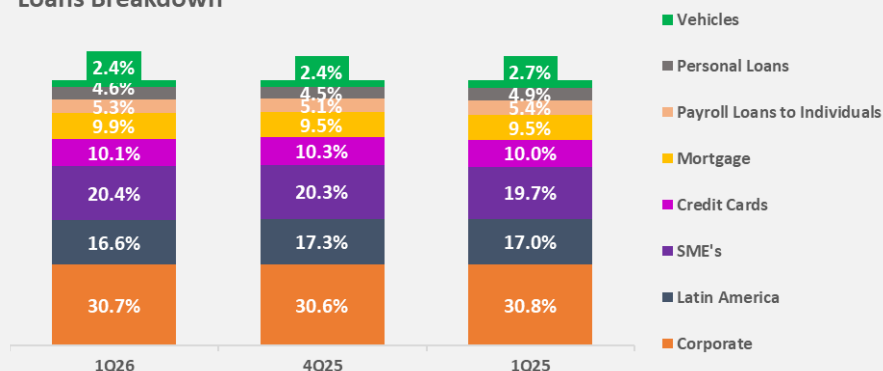
Our performance is underpinned by a solid foundation of management and business practices. We maintain a focus on material issues, ensuring transparency and accountability to the market and stakeholders.

Financial highlights

In R\$ millions (except where indicated) end of period	1Q26	4Q25	1Q25
Recurring Managerial Result	12,282	12,317	11,128
ROE - Consolidated ⁽¹⁾	24.8%	24.4%	22.5%
ROE - Brazil ⁽¹⁾	26.4%	26.0%	23.7%
NPL Ratio (over 90 days) - Total ⁽²⁾	1.9%	1.9%	1.9%
Efficiency Ratio (ER)	37.1%	38.3%	37.0%
Total Assets	3,199,692	3,096,277	2,820,926
Total Credit Portfolio, including Financial Guarantees Provided and Private Securities	1,482,699	1,490,816	1,383,097
Deposits + Funds from Bills + Securities + Borrowings and Onlending	1,667,318	1,701,569	1,509,307
Loan Portfolio/Funding	81.0%	79.7%	83.6%
Stockholders' Equity	200,098	196,146	193,900
Portfolio Managed and Investment Funds	2,586,706	2,410,735	2,044,128
Total Number of Employees	91,545	92,470	96,311
Brazil	81,659	82,693	86,279
Abroad	9,886	9,777	10,032
Tier I Capital - BIS III	13.4%	13.8%	14.1%
Common Equity Tier I - BIS III	12.0%	12.3%	12.6%
Liquidity Coverage Ratio (LCR)	195.1%	215.0%	196.4%
Net Stable Funding Ratio (NSFR)	122.0%	124.8%	122.3%

(1) The Annualized Recurring Managerial Return was calculated by dividing the Recurring Managerial Result by the Average Stockholders' Equity. This result was then multiplied by the number of periods in the year to derive the annualized rate; (2) Includes securities.

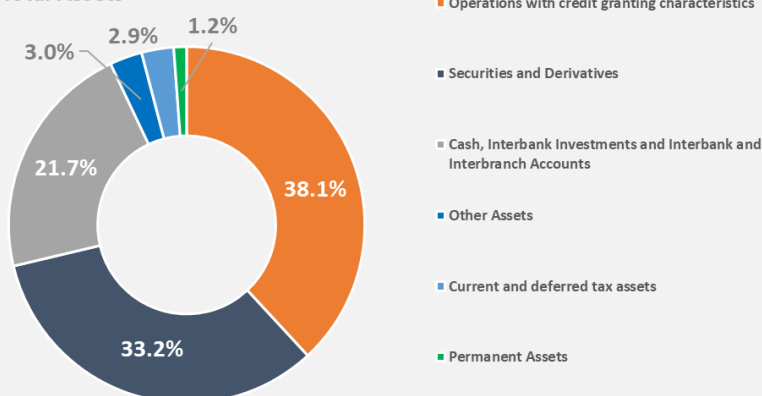
Loans Breakdown



Ratings	Itaú Unibanco Holding S.A.	Itaú Unibanco S.A.
Fitch Ratings	BB+ ⁽¹⁾	BB+ ⁽¹⁾
Moody's	Ba2 ⁽²⁾	Ba1 ⁽²⁾

(1) Long-Term Issuer Default Rating. (2) Senior Unsecured MTN (Foreign).

Total Assets



Recurring Managerial Result

